

### Project Information

Replace Bridge #20 over Dial Creek (Lake Michie). Planning and design for this project are in progress.

TIP #	B-4943	Project Types	Federal Bridge
MTP #		Regions	Region C
CTP #		Divisions	Division 5
Project Length		Counties	Durham County
WBS #		Municipalities	
MUNIS Grant #		Agencies	NCDOT

### Project Schedule

Funding Source	Phase	Year	Federal	State	Local	Total
		Prior Years	\$0	\$0	\$0	\$485,000
STP-OFF	Right of Way	2016	\$32,000	\$8,000	\$0	\$40,000
STP-OFF	Utilities	2016	\$41,600	\$10,400	\$0	\$52,000
STP-OFF	Construction	2017	\$560,000	\$140,000	\$0	\$700,000
<b>Totals:</b>			<b>\$633,600</b>	<b>\$158,400</b>	<b>\$0</b>	<b>\$1,277,000</b>



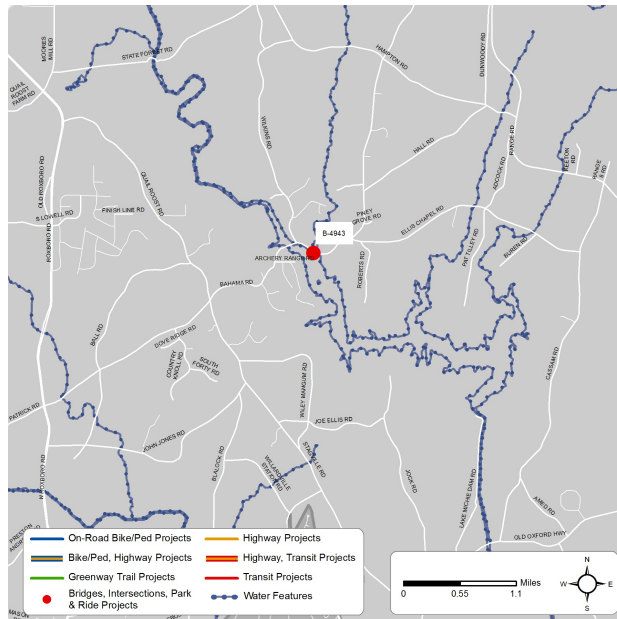
Project Information

Replace Bridge #20 over Dial Creek (Lake Michie). Planning and design for this project are in progress.

TIP #	B-4943	Project Types	Federal Bridge
MTP #		Regions	Region C
CTP #		Divisions	Division 5
Project Length		Counties	Durham County
WBS #		Municipalities	
MUNIS Grant #		Agencies	NCDOT

Project Schedule

Funding Source	Phase	Year	Federal	State	Local	Total
		Prior Years	\$0	\$0	\$0	\$485,000
STP-OFF	Right of Way	2017	\$32,000	\$8,000	\$0	\$40,000
STP-OFF	Utilities	2017	\$52,800	\$13,200	\$0	\$66,000
STP-OFF	Construction	2018	\$560,000	\$140,000	\$0	\$700,000
<b>Totals:</b>			<b>\$644,800</b>	<b>\$161,200</b>	<b>\$0</b>	<b>\$1,291,000</b>



### Project Information

Construct a 100 foot bridge and 650 foot paved trail in Carrboro to fill gap between the Upper Bolin Trail and Twin Creeks Greenway and implement program to support non-vehicle trips to Morris Grove Elementary School. Planning, design, right of way, and construction by the Town of Carrboro.

TIP #	C-5181	Project Types	Bicycle, Pedestrian, or Trail/Greenway Project, Congestion Mitigation
MTP #	consistent	Regions	Region D
CTP #	consistent	Divisions	Division 7
Project Length	0.4 miles	Counties	Orange County
WBS #		Municipalities	Town of Carrboro
MUNIS Grant #		Agencies	

### Project Schedule

Funding Source	Phase	Year	Federal	State	Local	Total
CMAQ (L)	PE/Design	2016	\$33,600	\$0	\$8,400	\$42,000
CMAQ (L)	Construction	2016	\$212,800	\$0	\$53,200	\$266,000
CMAQ (L)	Implementation	2017	\$10,000	\$0	\$2,000	\$12,000
CMAQ (L)	Construction	2017	\$80,000	\$0	\$20,000	\$100,000
<b>Totals:</b>			<b>\$336,400</b>	<b>\$0</b>	<b>\$83,600</b>	<b>\$420,000</b>



### Project Information

Construct a 100 foot bridge and 650 foot paved trail in Carrboro to fill gap between the Upper Bolin Trail and Twin Creeks Greenway and implement program to support non-vehicle trips to Morris Grove Elementary School. Planning, design, right of way, and construction by the Town of Carrboro.

TIP #	C-5181	Project Types	Bicycle, Pedestrian, or Trail/Greenway Project, Congestion Mitigation
MTP #	consistent	Regions	Region D
CTP #	consistent	Divisions	Division 7
Project Length	0.4 miles	Counties	Orange County
WBS #		Municipalities	Town of Carrboro
MUNIS Grant #		Agencies	

### Project Schedule

Funding Source	Phase	Year	Federal	State	Local	Total
CMAQ (L)	PE/Design	2016	\$33,600	\$0	\$8,400	\$42,000
CMAQ (L)	Construction	2017	\$247,000	\$0	\$61,000	\$308,000
CMAQ (L)	Construction	2017	\$80,000	\$0	\$20,000	\$100,000
CMAQ (L)	Implementation	2018	\$10,000	\$0	\$2,000	\$12,000
<b>Totals:</b>			<b>\$370,600</b>	<b>\$0</b>	<b>\$91,400</b>	<b>\$462,000</b>



### Project Information

Riverwalk Trail, Phase III in Hillsborough. Construct a paved off-road trail along Eno River connecting River Park, Gold Park, and the Occoneechee Mountain State Natural Area, and construct sidewalk to provide pedestrian and bicycle connections to the greenway. Planning, design, right of way, and construction are in progress by the Town of Hillsborough.

TIP #	C-5184	Project Types	Bicycle, Pedestrian, or Trail/Greenway Project, Congestion Mitigation
MTP #	consistent	Regions	Region D
CTP #	consistent	Divisions	Division 7
Project Length	0.3 miles	Counties	Orange County
WBS #	46243.3.1	Municipalities	Town of Hillsborough
MUNIS Grant #	n/a	Agencies	

### Project Schedule

Funding Source	Phase	Year	Federal	State	Local	Total
		Prior Years	\$128,000	\$0	\$32,000	\$160,000
CMAQ (L)	Construction	2016	\$360,000	\$0	\$90,000	\$450,000
<b>Totals:</b>			<b>\$488,000</b>	<b>\$0</b>	<b>\$122,000</b>	<b>\$610,000</b>



### Project Information

Riverwalk Trail, Phase III in Hillsborough. Construct a paved off-road trail along Eno River connecting River Park, Gold Park, and the Occoneechee Mountain State Natural Area, and construct sidewalk to provide pedestrian and bicycle connections to the greenway. Planning, design, right of way, and construction are in progress by the Town of Hillsborough.

TIP #	C-5184	Project Types	Bicycle, Pedestrian, or Trail/Greenway Project, Congestion Mitigation
MTP #	consistent	Regions	Region D
CTP #	consistent	Divisions	Division 7
Project Length	0.3 miles	Counties	Orange County
WBS #	46243.3.1	Municipalities	Town of Hillsborough
MUNIS Grant #	n/a	Agencies	

### Project Schedule

Funding Source	Phase	Year	Federal	State	Local	Total
		Prior Years	\$48,000	\$0	\$12,000	\$60,000
CMAQ (L)	Right of Way	2016	\$80,000	\$0	\$20,000	\$100,000
CMAQ (L)	Construction	2016	\$360,000	\$0	\$90,000	\$450,000
<b>Totals:</b>			<b>\$488,000</b>	<b>\$0</b>	<b>\$122,000</b>	<b>\$610,000</b>



### Project Information

NCDOT Piedmont and Carolinian passenger rail services. Public Outreach and Awareness Program.

TIP #	C-5571	Project Types	Passenger Rail
MTP #	consistent	Regions	
CTP #	consistent	Divisions	
Project Length		Counties	
WBS #		Municipalities	
MUNIS Grant #		Agencies	NCDOT, Statewide

### Project Schedule

Funding Source	Phase	Year	Federal	State	Local	Total
		Prior Years	\$655,200	\$163,800	\$0	\$819,000
CMAQ (S)	Implementation	2016	\$654,400	\$163,600	\$0	\$818,000
<b>Totals:</b>			<b>\$1,309,600</b>	<b>\$327,400</b>	<b>\$0</b>	<b>\$1,637,000</b>



### Project Information

NCDOT Piedmont and Carolinian passenger rail services. Public Outreach and Awareness Program.

TIP #	C-5571	Project Types	Passenger Rail
MTP #	consistent	Regions	
CTP #	consistent	Divisions	
Project Length		Counties	
WBS #		Municipalities	
MUNIS Grant #		Agencies	NCDOT, Statewide

### Project Schedule

Funding Source	Phase	Year	Federal	State	Local	Total
		Prior Years	\$655,200	\$163,800	\$0	\$819,000
CMAQ (S)	Implementation	2016	\$654,400	\$163,600	\$0	\$818,000
CMAQ (S)	Implementation	2017	\$655,200	\$163,800	\$0	\$819,000
<b>Totals:</b>			<b>\$1,964,800</b>	<b>\$491,200</b>	<b>\$0</b>	<b>\$2,456,000</b>





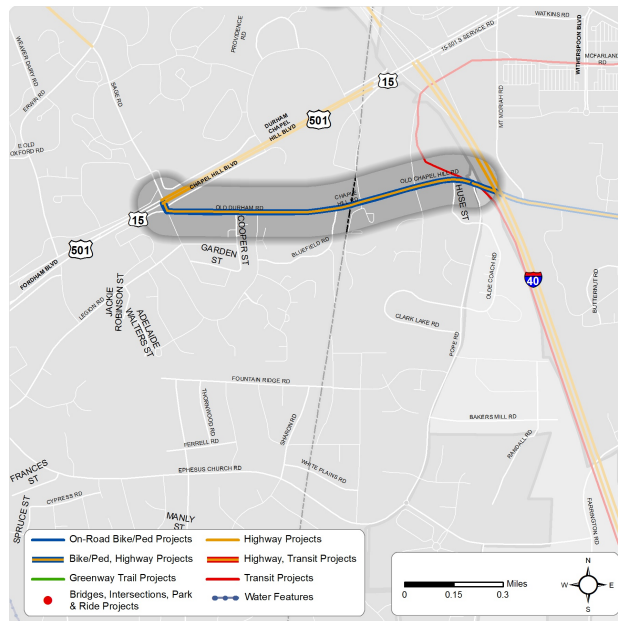
### Project Information

SR 2220 (Old Chapel Hill Rd) and SR 1838 (Old Durham Rd). Full EB-4707 project is from US 15/501 in Orange County to SR 1116 (Garrett Rd) in Durham County. Bicycle, pedestrian, and transit improvements; and construction of a roundabout. Total project length is 2.7 miles. Total project cost is \$13,321,000. Break A of the project is from US 15/501 in Orange County to SR 1113 (Pope Rd) in Durham County. The funding and schedule for Break A are shown in the table below.

TIP #	EB-4707 A	Project Types	Intersection Improvements, Transit, Urban, Break
MTP #	consistent	Regions	Region C, Region D
CTP #	consistent	Divisions	Division 5, Division 7
Project Length	2.7 miles	Counties	Durham County, Orange County
WBS #	38664.1.1	Municipalities	Town of Chapel Hill
MUNIS Grant #		Agencies	NCDOT

### Project Schedule

Funding Source	Phase	Year	Federal	State	Local	Total
		Prior Years	\$1,227,414	\$0	\$306,853	\$1,534,267
STP-DA	Construction	2016	\$1,633,000	\$0	\$408,000	\$2,041,000
<b>Totals:</b>			<b>\$2,860,414</b>	<b>\$0</b>	<b>\$714,853</b>	<b>\$3,575,267</b>



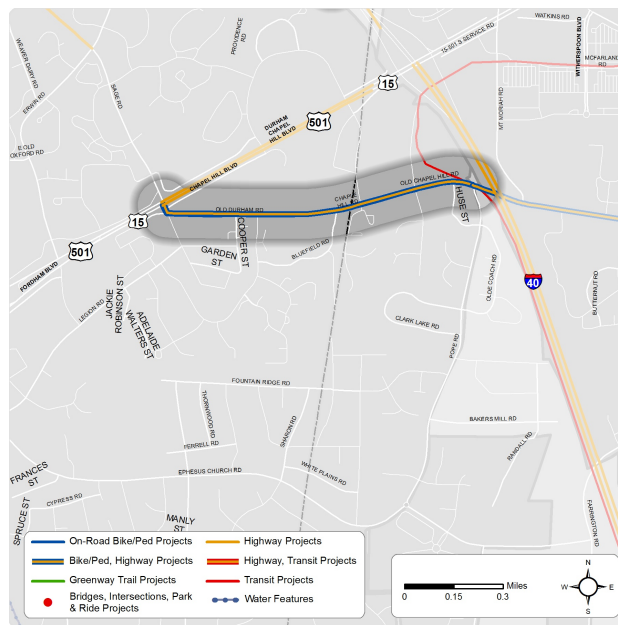
### Project Information

SR 2220 (Old Chapel Hill Rd) and SR 1838 (Old Durham Rd). Full EB-4707 project is from US 15/501 in Orange County to SR 1116 (Garrett Rd) in Durham County. Bicycle, pedestrian, and transit improvements; and construction of a roundabout. Total project length is 2.7 miles. Total project cost is \$13,321,000. Break A of the project is from US 15/501 in Orange County to SR 1113 (Pope Rd) in Durham County. The funding and schedule for Break A are shown in the table below.

TIP #	EB-4707 A	Project Types	Intersection Improvements, Transit, Urban, Break
MTP #	consistent	Regions	Region C, Region D
CTP #	consistent	Divisions	Division 5, Division 7
Project Length	2.7 miles	Counties	Durham County, Orange County
WBS #	38664.1.1	Municipalities	Town of Chapel Hill
MUNIS Grant #		Agencies	NCDOT

### Project Schedule

Funding Source	Phase	Year	Federal	State	Local	Total
TAP-DA	Right of Way	2017	\$674,000	\$0	\$168,500	\$842,500
STP-DA	Right of Way	2017	\$553,414	\$0	\$138,353	\$691,767
STP-DA	Construction	2017	\$291,500	\$0	\$72,875	\$364,250
TAP-DA	Construction	2017	\$350,000	\$0	\$87,000	\$437,000
STP-DA	Construction	2018	\$1,633,000	\$0	\$408,000	\$2,041,000
<b>Totals:</b>			<b>\$3,501,914</b>	<b>\$0</b>	<b>\$874,728</b>	<b>\$4,376,517</b>



### Project Information

Western section, SR 1919 (Smith Level Road) to University Lake in Carrboro. Construct greenway and connections. This project is for Phase 1 and Phase 2 of the western section of Morgan Creek Greenway.

Phase 1 construction costs are \$372,000.

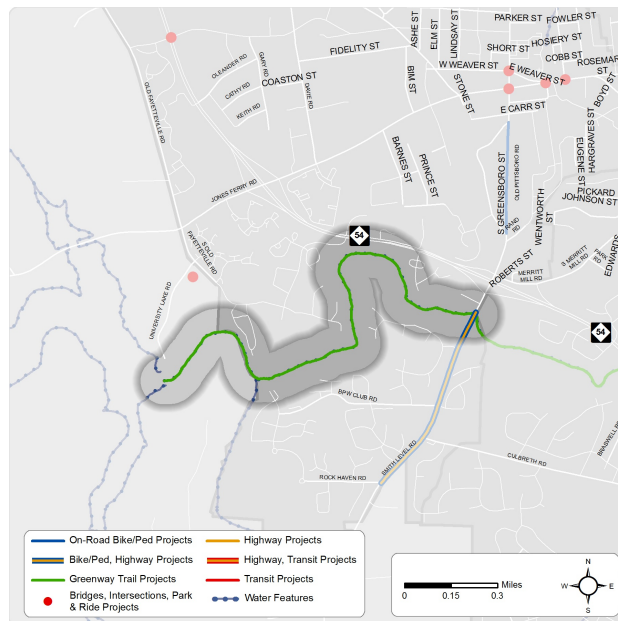
Phase 2 construction costs are \$912,000. Each phase is shown separately in the project schedule. Planning, design, right of way, and construction for this project are in progress by the Town of Carrboro.

TIP #	EL-4828
MTP #	consistent
CTP #	consistent
Project Length	1.3 miles
WBS #	40245.3.1
MUNIS Grant #	n/a

Project Types	Bicycle, Pedestrian, or Trail/Greenway Project, Bicycle and Pedestrian Program
Regions	Region D
Divisions	Division 7
Counties	Orange County
Municipalities	Town of Carrboro
Agencies	

### Project Schedule

Funding Source	Phase	Year	Federal	State	Local	Total
		Prior Years	\$627,200	\$0	\$156,800	\$784,000
STP-DA	Construction	2016	\$298,000	\$0	\$74,000	\$372,000
TAP-DA	Construction	2016	\$730,000	\$0	\$182,000	\$912,000
<b>Totals:</b>			<b>\$1,655,200</b>	<b>\$0</b>	<b>\$412,800</b>	<b>\$2,068,000</b>



### Project Information

Western section, SR 1919 (Smith Level Road) to University Lake in Carrboro. Construct greenway and connections. This project is for Phase 1 and Phase 2 of the western section of Morgan Creek Greenway.

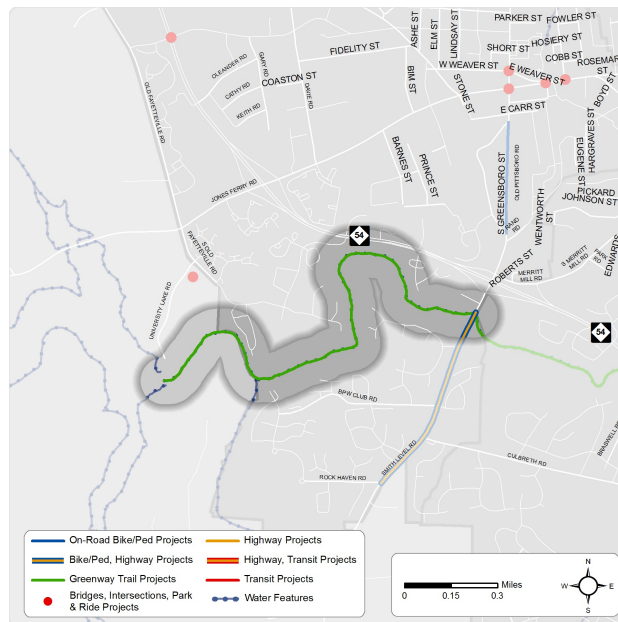
Phase 1 construction costs are \$372,000.

Phase 2 construction costs are \$912,000. Each phase is shown separately in the project schedule. Planning, design, right of way, and construction for this project are in progress by the Town of Carrboro.

TIP #	EL-4828	Project Types	Bicycle, Pedestrian, or Trail/Greenway Project, Bicycle and Pedestrian Program
MTP #	consistent	Regions	Region D
CTP #	consistent	Divisions	Division 7
Project Length	1.3 miles	Counties	Orange County
WBS #	40245.3.1	Municipalities	Town of Carrboro
MUNIS Grant #	n/a	Agencies	

### Project Schedule

Funding Source	Phase	Year	Federal	State	Local	Total
STP-DA	PE/Design	2016	\$627,200	\$0	\$156,800	\$784,000
STP-DA	Construction	2017	\$298,000	\$0	\$74,000	\$372,000
TAP-DA	Construction	2018	\$730,000	\$0	\$182,000	\$912,000
<b>Totals:</b>			<b>\$1,655,200</b>	<b>\$0</b>	<b>\$412,800</b>	<b>\$2,068,000</b>



### Project Information

The full project details are to construct managed lanes along I-40 from US 15/501 in Durham County to I-440/US 64 in Wake County, a total of 31 miles. Total project cost for entire project is \$1,776,158,000.

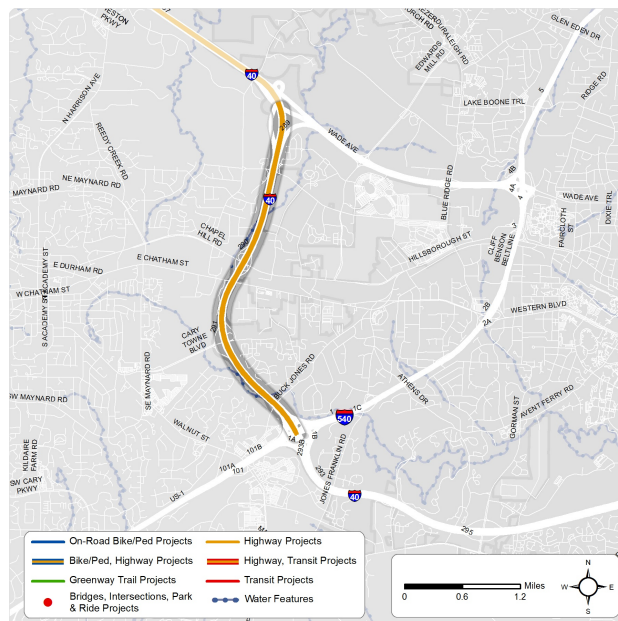
Break C of the project is I-40 from SR 1728 (Wade Avenue) to I-440/US 64 (Exit 301). Project costs for only Break C are shown in the table below. Coordinate this project with FS-1005A and FS-1205A.

TIP #	I-5702 C	Project Types	Interstate, Break
MTP #	45; 45.1; 45.2	Regions	Region C
CTP #	consistent	Divisions	Division 5
Project Length	31.0 miles	Counties	Durham County
WBS #		Municipalities	
MUNIS Grant #		Agencies	NCDOT, Other

### Project Schedule

Funding Source	Phase	Year	Federal	State	Local	Total
T	Right of Way	2024	\$0	\$795,000	\$0	\$795,000
T	Utilities	2024	\$0	\$600,000	\$0	\$600,000
T	Right of Way	2025	\$0	\$794,000	\$0	\$794,000
T	Utilities	2025	\$0	\$600,000	\$0	\$600,000
T	Construction	Future Unfunded	\$0	\$439,409,000	\$0	\$439,409,000
BOND R	Construction	Future Unfunded	\$0	\$73,380,000	\$0	\$73,380,000

**Totals: \$0                      \$515,578,000                      \$0                      \$515,578,000**



### Project Information

The full project details are to construct managed lanes along I-40 from US 15/501 in Durham County to I-440/US 64 in Wake County, a total of 31 miles. Total project cost for entire project is \$1,776,158,000.

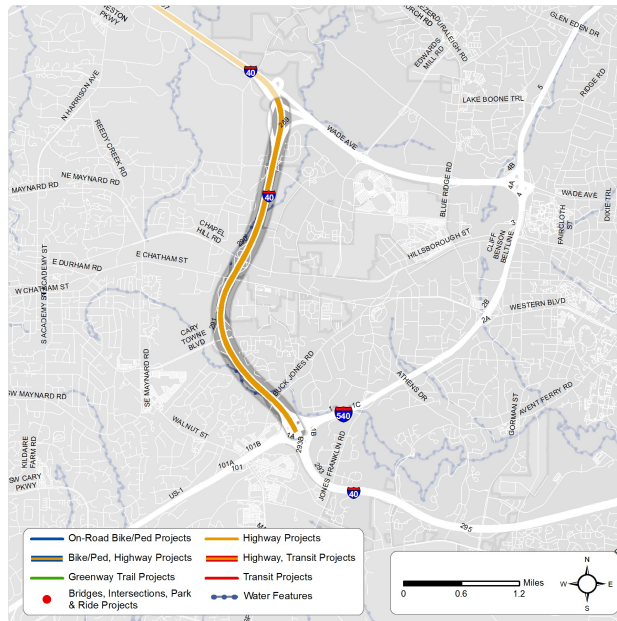
Break C of the project is I-40 from SR 1728 (Wade Avenue) to I-440/US 64 (Exit 301).

This project was deleted at request of CAMPO.

TIP #	I-5702 C	Project Types	Interstate, Break
MTP #	45; 45.1; 45.2	Regions	Region C
CTP #	consistent	Divisions	Division 5
Project Length	31.0 miles	Counties	Durham County
WBS #		Municipalities	
MUNIS Grant #		Agencies	NCDOT, Other

### Project Schedule

Funding Source	Phase	Year	Federal	State	Local	Total
<b>Totals:</b>			<b>\$0</b>	<b>\$0</b>	<b>\$0</b>	<b>\$0</b>



### Project Information

Passenger Rail Project Trains 73/74 and 74/75 operations between Charlotte and Raleigh. Equipment and capital yard maintenance facility. Additional project funding includes anticipated \$6.6 million/year legislative appropriation from state highway fund, to be used for operations.

TIP #	P-2918	Project Types	Passenger Rail
MTP #		Regions	
CTP #		Divisions	
Project Length		Counties	
WBS #		Municipalities	
MUNIS Grant #		Agencies	NCDOT, Statewide

### Project Schedule

Funding Source	Phase	Year	Federal	State	Local	Total
		Prior Years	\$0	\$0	\$0	\$148,006,000
CMAQ (S)	Operations	2016	\$3,000,000	\$750,000	\$0	\$3,750,000
<b>Totals:</b>			<b>\$3,000,000</b>	<b>\$750,000</b>	<b>\$0</b>	<b>\$151,756,000</b>



### Project Information

Passenger Rail Project Trains 73/74 and 74/75 operations between Charlotte and Raleigh. Equipment and capital yard maintenance facility. Additional project funding includes anticipated \$6.6 million/year legislative appropriation from state highway fund, to be used for operations.

TIP #	P-2918	Project Types	Passenger Rail
MTP #	consistent	Regions	
CTP #	consistent	Divisions	
Project Length		Counties	
WBS #		Municipalities	
MUNIS Grant #		Agencies	NCDOT, Statewide

### Project Schedule

Funding Source	Phase	Year	Federal	State	Local	Total
		Prior Years	\$0	\$0	\$0	\$148,006,000
CMAQ (S)	Operations	2016	\$3,000,000	\$750,000	\$0	\$3,750,000
CMAQ (S)	Operations	2017	\$3,272,800	\$818,200	\$0	\$4,091,000
<b>Totals:</b>			<b>\$6,272,800</b>	<b>\$1,568,200</b>	<b>\$0</b>	<b>\$155,847,000</b>





### Project Information

Safe Routes to School Program. Project to improve safety, reduce traffic, fuel consumption, and air pollution in the vicinity of schools. This project is in progress. \$200,800 of STP-DA funds have been allocated to SR-5001C.

TIP #	SR-5001	Project Types	Safe Routes to School
MTP #	consistent	Regions	Region C, Region D
CTP #	consistent	Divisions	Division 5, Division 7
Project Length		Counties	Durham County, Orange County
WBS #		Municipalities	Town of Chapel Hill, City of Durham
MUNIS Grant #		Agencies	NCDOT, Statewide

### Project Schedule

Funding Source	Phase	Year	Federal	State	Local	Total
		Prior Years	\$10,875,800	\$0	\$50,200	\$10,926,000
<b>Totals:</b>			<b>\$10,875,800</b>	<b>\$0</b>	<b>\$50,200</b>	<b>\$10,926,000</b>



Project Information

Safe Routes to School Program. Project to improve safety, reduce traffic, fuel consumption, and air pollution in the vicinity of schools. This project is in progress. \$200,800 of STP-DA funds have been allocated to SR-5001C.

TIP #	SR-5001	Project Types	Safe Routes to School
MTP #	consistent	Regions	Region C, Region D
CTP #	consistent	Divisions	Division 5, Division 7
Project Length		Counties	Durham County, Orange County
WBS #		Municipalities	Town of Chapel Hill, City of Durham
MUNIS Grant #		Agencies	NCDOT

Project Schedule

Funding Source	Phase	Year	Federal	State	Local	Total
		Prior Years	\$10,875,800	\$0	\$50,200	\$10,926,000
SRTS	Construction	2016	\$3,100,000	\$0	\$0	\$3,100,000
SRTS	Construction	2017	\$500,000	\$0	\$0	\$500,000
<b>Totals:</b>			<b>\$14,475,800</b>	<b>\$0</b>	<b>\$50,200</b>	<b>\$14,526,000</b>



Project Information

Purchase Replacement Buses. In progress by Chapel Hill Transit.

TIP #	TA-4726 A	Project Types	Replacement Bus, Transit, Public Transportation, Break
MTP #	consistent	Regions	Region D
CTP #	consistent	Divisions	Division 7
Project Length		Counties	Orange County
WBS #		Municipalities	Town of Chapel Hill
MUNIS Grant #		Agencies	Chapel Hill Transit (CHT)

Project Schedule

Funding Source	Phase	Year	Federal	State	Local	Total
		Prior Years	\$973,331	\$0	\$243,332	\$1,216,663
STP-DA	Purchase	2016	\$720,000	\$0	\$180,000	\$900,000
<b>Totals:</b>			<b>\$1,693,331</b>	<b>\$0</b>	<b>\$423,332</b>	<b>\$2,116,663</b>



Project Information

Purchase replacement buses. In progress by Chapel Hill Transit. STP-DA Flex Funds Bus Replacement.

TIP #	TA-4726 A	Project Types	Replacement Bus, Transit, Public Transportation, Break
MTP #	consistent	Regions	Region D
CTP #	consistent	Divisions	Division 7
Project Length		Counties	Orange County
WBS #		Municipalities	Town of Carrboro, Town of Chapel Hill
MUNIS Grant #		Agencies	Chapel Hill Transit (CHT)

Project Schedule

Funding Source	Phase	Year	Federal	State	Local	Total
STP-DA	Purchase	2016	\$720,000	\$0	\$180,000	\$900,000
5307 (FUZ)	Purchase	2017	\$973,331	\$0	\$199,000	\$1,172,331
<b>Totals:</b>			<b>\$1,693,331</b>	<b>\$0</b>	<b>\$379,000</b>	<b>\$2,072,331</b>



### Project Information

Battery replacement, bus refurbishment, and paratransit vehicles and bus purchases. STP-DA Grant.

TIP #	TA-4923	Project Types	Replacement Bus, Transit, Public Transportation
MTP #	consistent	Regions	Region C
CTP #	consistent	Divisions	Division 5
Project Length		Counties	Durham County
WBS #	NC-95-XO74	Municipalities	City of Durham
MUNIS Grant #	USTP5	Agencies	GoDurham

### Project Schedule

Funding Source	Phase	Year	Federal	State	Local	Total
		Prior Years	\$712,000	\$0	\$179,000	\$891,000
STP-DA	Capital	2016	\$3,226,000	\$0	\$806,000	\$4,032,000
<b>Totals:</b>			<b>\$3,938,000</b>	<b>\$0</b>	<b>\$985,000</b>	<b>\$4,923,000</b>



## Project Information

Battery replacement, bus refurbishment, and paratransit vehicles and bus purchases. STP-DA Grant.

TIP #	TA-4923	Project Types	Replacement Bus, Transit, Public Transportation
MTP #	consistent	Regions	Region C
CTP #	consistent	Divisions	Division 5
Project Length		Counties	Durham County
WBS #	NC-95-XO74	Municipalities	City of Durham
MUNIS Grant #	USTP5	Agencies	GoDurham

## Project Schedule

Funding Source	Phase	Year	Federal	State	Local	Total
		Prior Years	\$7,317,240	\$763,905	\$1,111,521	\$9,192,666
STP-DA	Capital	2016	\$4,216,124	\$527,015	\$527,016	\$5,270,155
STP-DA	Capital	2017	\$4,637,736	\$579,717	\$579,717	\$5,797,170
STP-DA	Capital	2018	\$5,101,510	\$637,689	\$637,689	\$6,376,888
STP-DA	Capital	2019	\$5,611,661	\$701,457	\$701,458	\$7,014,576
STP-DA	Capital	2020	\$6,172,827	\$715,248	\$715,248	\$7,603,323
STP-DA	Capital	2021	\$6,790,110	\$848,764	\$848,764	\$8,487,638
STP-DA	Capital	2022	\$7,469,121	\$933,640	\$933,640	\$9,336,401
<b>Totals:</b>			<b>\$47,316,329</b>	<b>\$5,707,435</b>	<b>\$6,055,053</b>	<b>\$59,078,817</b>

Project Information

Purchase of buses. 5339 Grant.

TIP #	TA-5144	Project Types	Renovate Bus, Transit, Public Transportation
MTP #	consistent	Regions	Region C
CTP #	consistent	Divisions	Division 5
Project Length		Counties	Durham County
WBS #		Municipalities	City of Durham
MUNIS Grant #	UBF95	Agencies	GoDurham

Project Schedule

Funding Source	Phase	Year	Federal	State	Local	Total
5339 (FBUS)	Capital	2016	\$640,000	\$0	\$160,000	\$800,000
<b>Totals:</b>			<b>\$640,000</b>	<b>\$0</b>	<b>\$160,000</b>	<b>\$800,000</b>



### Project Information

Purchase of buses. 5339 Grant.

TIP #	TA-5144	Project Types	Renovate Bus, Transit, Public Transportation
MTP #	consistent	Regions	Region C
CTP #	consistent	Divisions	Division 5
Project Length		Counties	Durham County
WBS #		Municipalities	City of Durham
MUNIS Grant #	UBF95	Agencies	GoDurham

### Project Schedule

Funding Source	Phase	Year	Federal	State	Local	Total
5339 (FBUS)	Capital	2016	\$640,000	\$0	\$160,000	\$800,000
5339 (FBUS)	Capital	2017	\$840,516	\$0	\$168,103	\$1,008,619
<b>Totals:</b>			<b>\$1,480,516</b>	<b>\$0</b>	<b>\$328,103</b>	<b>\$1,808,619</b>





Project Information

For the purchase of one replacement vehicle.

TIP #	TA-5193	Project Types	Replacement Bus, Replacement Van, Transit, Public Transportation
MTP #	consistent	Regions	Region C, Region D
CTP #	consistent	Divisions	Division 5, Division 7
Project Length		Counties	Durham County, Orange County
WBS #		Municipalities	
MUNIS Grant #		Agencies	GoTriangle

Project Schedule

Funding Source	Phase	Year	Federal	State	Local	Total
5307 (FUZ)	Purchase	2016	\$380,000	\$0	\$63,000	\$443,000
5339 (FBUS)	Purchase	2017	\$380,000	\$0	\$95,000	\$475,000
<b>Totals:</b>			<b>\$760,000</b>	<b>\$0</b>	<b>\$158,000</b>	<b>\$918,000</b>



### Project Information

For the purchase of one replacement vehicle.

TIP #	TA-5195	Project Types	Transit, Public Transportation
MTP #	consistent	Regions	Region C, Region D
CTP #	consistent	Divisions	Division 5, Division 7
Project Length		Counties	Durham County, Orange County
WBS #		Municipalities	
MUNIS Grant #		Agencies	GoTriangle

### Project Schedule

Funding Source	Phase	Year	Federal	State	Local	Total
5316-JARC	Purchase	2017	\$380,000	\$0	\$95,000	\$475,000
<b>Totals:</b>			<b>\$380,000</b>	<b>\$0</b>	<b>\$95,000</b>	<b>\$475,000</b>



### Project Information

Bus replacement project. On October 19, 2015, GoDurham was awarded \$1,120,000 of federal CMAQ funding in 2017. Previous TIP # C-5605B

TIP #	TA-5199	Project Types	Transit, Public Transportation
MTP #	consistent	Regions	Region C
CTP #	consistent	Divisions	Division 5
Project Length		Counties	Durham County
WBS #		Municipalities	City of Durham
MUNIS Grant #		Agencies	GoDurham

### Project Schedule

Funding Source	Phase	Year	Federal	State	Local	Total
CMAQ (L)	Implementation	2017	\$1,120,000	\$0	\$280,000	\$1,400,000
<b>Totals:</b>			<b>\$1,120,000</b>	<b>\$0</b>	<b>\$280,000</b>	<b>\$1,400,000</b>



Project Information

For the purchase of replacement buses.

On October 19, 2015, Chapel Hill Transit was awarded \$1,120,000 of federal CMAQ funding in 2017. Previous TIP # C-5605C

TIP #	TA-5200	Project Types	Replacement Bus, Transit, Public Transportation
MTP #	consistent	Regions	Region D
CTP #	consistent	Divisions	Division 7
Project Length		Counties	Orange County
WBS #		Municipalities	Town of Carrboro, Town of Chapel Hill
MUNIS Grant #		Agencies	Chapel Hill Transit (CHT)

Project Schedule

Funding Source	Phase	Year	Federal	State	Local	Total
CMAQ (L)	Implementation	2017	\$1,120,000	\$0	\$280,000	\$1,400,000
<b>Totals:</b>			<b>\$1,120,000</b>	<b>\$0</b>	<b>\$280,000</b>	<b>\$1,400,000</b>



Project Information

Facility maintenance and operations center mezzanine project. (CAMPO)

TIP #	TA-5201	Project Types	Transit, Public Transportation
MTP #	consistent	Regions	Region C
CTP #	consistent	Divisions	Division 5
Project Length		Counties	
WBS #		Municipalities	
MUNIS Grant #		Agencies	GoTriangle

Project Schedule

Funding Source	Phase	Year	Federal	State	Local	Total
5307 (FUZ)	PE/Design	2017	\$72,000	\$9,000	\$9,000	\$90,000
5307 (FUZ)	Construction	2018	\$85,334	\$10,667	\$10,667	\$106,668
5307 (FUZ)	Construction	2019	\$242,666	\$30,333	\$30,333	\$303,332
<b>Totals:</b>			<b>\$400,000</b>	<b>\$50,000</b>	<b>\$50,000</b>	<b>\$500,000</b>



Project Information

For the purchase of five (5) replacement buses. (CAMPO)

TIP #	TA-5218	Project Types	Transit, Public Transportation
MTP #	consistent	Regions	Region C
CTP #	consistent	Divisions	Division 5
Project Length		Counties	
WBS #		Municipalities	
MUNIS Grant #		Agencies	GoTriangle

Project Schedule

Funding Source	Phase	Year	Federal	State	Local	Total
5307 (FUZ)	Capital	2017	\$1,880,000	\$235,000	\$235,000	\$2,350,000
<b>Totals:</b>			<b>\$1,880,000</b>	<b>\$235,000</b>	<b>\$235,000</b>	<b>\$2,350,000</b>



Project Information

For the purchase of three (3) replacement paratransit vehicles and related equipment. (CAMPO)

TIP #	TA-5219	Project Types	Transit, Public Transportation
MTP #	consistent	Regions	Region C
CTP #	consistent	Divisions	Division 5
Project Length		Counties	
WBS #		Municipalities	
MUNIS Grant #		Agencies	GoTriangle

Project Schedule

Funding Source	Phase	Year	Federal	State	Local	Total
5307 (FUZ)	Capital	2017	\$226,320	\$28,290	\$28,290	\$282,900
<b>Totals:</b>			<b>\$226,320</b>	<b>\$28,290</b>	<b>\$28,290</b>	<b>\$282,900</b>



### Project Information

Hillsborough Park and Ride - professional services and property acquisition.

TIP #	TD-5272	Project Types	Facility - Park & Ride, Transit, Public Transportation
MTP #	consistent	Regions	
CTP #	consistent	Divisions	Division 7
Project Length		Counties	Orange County
WBS #		Municipalities	Town of Hillsborough
MUNIS Grant #		Agencies	GoTriangle

### Project Schedule

Funding Source	Phase	Year	Federal	State	Local	Total
		Prior Years	\$111,000	\$0	\$125,000	\$236,000
<b>Totals:</b>			<b>\$111,000</b>	<b>\$0</b>	<b>\$125,000</b>	<b>\$236,000</b>





### Project Information

Hillsborough Park and Ride - professional services and property acquisition. Previous TIP #TD-5272.

TIP #	TD-5260	Project Types	Facility - Park & Ride, Transit, Public Transportation
MTP #	consistent	Regions	Region D
CTP #	consistent	Divisions	Division 7
Project Length		Counties	Orange County
WBS #		Municipalities	Town of Hillsborough
MUNIS Grant #		Agencies	GoTriangle

### Project Schedule

Funding Source	Phase	Year	Federal	State	Local	Total
STP-DA	Planning/Design/PE	2017	\$111,660	\$0	\$125,000	\$236,660
<b>Totals:</b>			<b>\$111,660</b>	<b>\$0</b>	<b>\$125,000</b>	<b>\$236,660</b>



Project Information

For the purchase of one (1) replacement bus and five (5) vanpool vehicles. (CAMPO)

TIP #	TD-5278	Project Types	Transit, Public Transportation
MTP #	consistent	Regions	Region C
CTP #	consistent	Divisions	Division 5
Project Length		Counties	
WBS #		Municipalities	
MUNIS Grant #		Agencies	GoTriangle

Project Schedule

Funding Source	Phase	Year	Federal	State	Local	Total
5339 (FBUS)	Capital	2017	\$502,156	\$62,769	\$62,770	\$627,695
<b>Totals:</b>			<b>\$502,156</b>	<b>\$62,769</b>	<b>\$62,770</b>	<b>\$627,695</b>



Project Information

Routine capital.

TIP #	TG-4321 A	Project Types	Transit, Public Transportation
MTP #	consistent	Regions	Region C, Region D
CTP #	consistent	Divisions	Division 5, Division 7
Project Length		Counties	Durham County, Orange County
WBS #		Municipalities	
MUNIS Grant #		Agencies	GoTriangle

Project Schedule

Funding Source	Phase	Year	Federal	State	Local	Total
STP-DA	Capital	2016	\$145,000	\$0	\$36,000	\$181,000
<b>Totals:</b>			<b>\$145,000</b>	<b>\$0</b>	<b>\$36,000</b>	<b>\$181,000</b>



## Project Information

Routine Capital - bus stop shelters, benches, shop equipment, spare parts, engines, service vehicles, etc. 5307 Grant.

TIP #	TG-4738	Project Types	Routine Capital, Transit, Public Transportation
MTP #	consistent	Regions	Region C
CTP #	consistent	Divisions	Division 5
Project Length		Counties	Durham County
WBS #		Municipalities	City of Durham
MUNIS Grant #		Agencies	GoDurham

## Project Schedule

Funding Source	Phase	Year	Federal	State	Local	Total
		Prior Years	\$3,450,400	\$0	\$862,600	\$4,313,000
5307 (FUZ)	Capital	2016	\$475,000	\$0	\$119,000	\$594,000
5307 (FUZ)	Capital	2017	\$475,000	\$0	\$119,000	\$594,000
5307 (FUZ)	Capital	2018	\$475,000	\$0	\$119,000	\$594,000
5307 (FUZ)	Capital	2019	\$475,000	\$0	\$119,000	\$594,000
5307 (FUZ)	Capital	2020	\$475,000	\$0	\$119,000	\$594,000
5307 (FUZ)	Capital	2021	\$475,000	\$0	\$119,000	\$594,000
5307 (FUZ)	Capital	2022	\$475,000	\$0	\$119,000	\$594,000
5307 (FUZ)	Capital	2023	\$475,000	\$0	\$119,000	\$594,000
<b>Totals:</b>			<b>\$7,250,400</b>	<b>\$0</b>	<b>\$1,814,600</b>	<b>\$9,065,000</b>

## Project Information

Routine Capital - bus stop shelters, benches, shop equipment, spare parts, engines, service vehicles, etc. 5307 Grant.

TIP #	TG-4738	Project Types	Routine Capital, Transit, Public Transportation
MTP #	consistent	Regions	Region C
CTP #	consistent	Divisions	Division 5
Project Length		Counties	Durham County
WBS #		Municipalities	City of Durham
MUNIS Grant #		Agencies	GoDurham

## Project Schedule

Funding Source	Phase	Year	Federal	State	Local	Total
		Prior Years	\$3,867,205	\$0	\$1,072,686	\$4,939,891
5307 (FUZ)	Capital	2016	\$3,776,852	\$0	\$944,213	\$4,721,065
5307 (FUZ)	Capital	2017	\$4,154,537	\$0	\$1,038,634	\$5,193,171
5307 (FUZ)	Capital	2018	\$4,569,991	\$0	\$1,142,498	\$5,712,489
5307 (FUZ)	Capital	2019	\$5,026,990	\$0	\$1,256,748	\$6,283,738
5307 (FUZ)	Capital	2020	\$5,529,689	\$0	\$1,382,422	\$6,912,111
5307 (FUZ)	Capital	2021	\$6,082,658	\$0	\$1,520,665	\$7,603,323
5307 (FUZ)	Capital	2022	\$6,690,924	\$0	\$1,672,731	\$8,363,655
5307 (FUZ)	Capital	2023	\$7,360,016	\$0	\$1,840,004	\$9,200,020
<b>Totals:</b>			<b>\$47,058,862</b>	<b>\$0</b>	<b>\$11,870,601</b>	<b>\$58,929,463</b>

## Project Information

Statewide administration - rural area general public transit services. 5311 Grant.

TIP #	TK-4900 Z	Project Types	Administrative, Transit, Public Transportation, Break
MTP #		Regions	
CTP #		Divisions	
Project Length		Counties	
WBS #		Municipalities	
MUNIS Grant #		Agencies	NCDOT, Statewide

## Project Schedule

Funding Source	Phase	Year	Federal	State	Local	Total
		Prior Years	\$7,446,000	\$0	\$0	\$7,446,000
5311 (FNU)	Operations	2016	\$1,945,000	\$0	\$0	\$1,945,000
5311 (FNU)	Operations	2017	\$1,100,000	\$0	\$0	\$1,100,000
5311 (FNU)	Operations	2018	\$1,100,000	\$0	\$0	\$1,100,000
5311 (FNU)	Operations	2019	\$1,100,000	\$0	\$0	\$1,100,000
5311 (FNU)	Operations	2020	\$1,100,000	\$0	\$0	\$1,100,000
5311 (FNU)	Operations	2021	\$1,100,000	\$0	\$0	\$1,100,000
5311 (FNU)	Operations	2022	\$1,100,000	\$0	\$0	\$1,100,000
5311 (FNU)	Operations	2023	\$1,100,000	\$0	\$0	\$1,100,000
<b>Totals:</b>			<b>\$17,091,000</b>	<b>\$0</b>	<b>\$0</b>	<b>\$17,091,000</b>

## Project Information

Statewide administration - rural area general public transit services. 5311 Grant.

TIP #	TK-4900 Z	Project Types	Administrative, Transit, Public Transportation, Break
MTP #		Regions	
CTP #		Divisions	
Project Length		Counties	
WBS #		Municipalities	
MUNIS Grant #		Agencies	NCDOT

## Project Schedule

Funding Source	Phase	Year	Federal	State	Local	Total
		Prior Years	\$7,446,000	\$0	\$0	\$7,446,000
5311 (FNU)	Operations	2016	\$1,945,000	\$0	\$0	\$1,945,000
5311 (FNU)	Operations	2017	\$2,789,000	\$0	\$0	\$2,789,000
5311 (FNU)	Operations	2018	\$1,100,000	\$0	\$0	\$1,100,000
5311 (FNU)	Operations	2019	\$1,100,000	\$0	\$0	\$1,100,000
5311 (FNU)	Operations	2020	\$1,100,000	\$0	\$0	\$1,100,000
5311 (FNU)	Operations	2021	\$1,100,000	\$0	\$0	\$1,100,000
5311 (FNU)	Operations	2022	\$1,100,000	\$0	\$0	\$1,100,000
5311 (FNU)	Operations	2023	\$1,100,000	\$0	\$0	\$1,100,000
<b>Totals:</b>			<b>\$18,780,000</b>	<b>\$0</b>	<b>\$0</b>	<b>\$18,780,000</b>

Project Information

State administration of Appalachian Development Transportation Assistance Program.

TIP #	TK-4902	Project Types	Administrative, Transit, Public Transportation
MTP #		Regions	
CTP #		Divisions	
Project Length		Counties	
WBS #		Municipalities	
MUNIS Grant #		Agencies	NCDOT, Statewide

Project Schedule

Funding Source	Phase	Year	Federal	State	Local	Total
ADTAP	Admin	2016	\$145,000	\$0	\$0	\$145,000
<b>Totals:</b>			<b>\$145,000</b>	<b>\$0</b>	<b>\$0</b>	<b>\$145,000</b>





Project Information

State administration of Appalachian Development Transportation Assistance Program.

TIP #	TK-4902	Project Types	Administrative, Transit, Public Transportation
MTP #		Regions	
CTP #		Divisions	
Project Length		Counties	
WBS #		Municipalities	
MUNIS Grant #		Agencies	NCDOT, Statewide

Project Schedule

Funding Source	Phase	Year	Federal	State	Local	Total
ADTAP	Admin	2016	\$145,000	\$0	\$0	\$145,000
ADTAP	Admin	2017	\$185,000	\$0	\$0	\$185,000
<b>Totals:</b>			<b>\$330,000</b>	<b>\$0</b>	<b>\$0</b>	<b>\$330,000</b>



### Project Information

Statewide training and support services RTAP (Rural, Small-Urban and Paratransit).

TIP #	TS-4900 Z	Project Types	Training, Transit, Public Transportation, Break
MTP #		Regions	
CTP #		Divisions	
Project Length		Counties	
WBS #		Municipalities	
MUNIS Grant #		Agencies	NCDOT, Statewide

### Project Schedule

Funding Source	Phase	Year	Federal	State	Local	Total
		Prior Years	\$0	\$1,057,000	\$0	\$1,057,000
5311 - RTAP	Admin	2016	\$0	\$415,000	\$0	\$415,000
<b>Totals:</b>			<b>\$0</b>	<b>\$1,472,000</b>	<b>\$0</b>	<b>\$1,472,000</b>



### Project Information

Statewide training and support services RTAP (Rural, Small-Urban and Paratransit).

TIP #	TS-4900 Z	Project Types	Training, Transit, Public Transportation, Break
MTP #		Regions	
CTP #		Divisions	
Project Length		Counties	
WBS #		Municipalities	
MUNIS Grant #		Agencies	NCDOT

### Project Schedule

Funding Source	Phase	Year	Federal	State	Local	Total
		Prior Years	\$0	\$1,057,000	\$0	\$1,057,000
5311 - RTAP	Admin	2016	\$0	\$415,000	\$0	\$415,000
5311 (FNU)	Admin	2017	\$401,000	\$0	\$0	\$401,000
<b>Totals:</b>			<b>\$401,000</b>	<b>\$1,472,000</b>	<b>\$0</b>	<b>\$1,873,000</b>



### Project Information

Public Transportation Projects: Sub-Regional. State administration - Elderly and disabled persons (federal PROGRAM). 5310 Grant.

TIP #	TV-4903	Project Types	Administrative, Transit, Public Transportation
MTP #		Regions	
CTP #		Divisions	
Project Length		Counties	
WBS #		Municipalities	
MUNIS Grant #	UED14	Agencies	NCDOT, Statewide

### Project Schedule

Funding Source	Phase	Year	Federal	State	Local	Total
		Prior Years	\$5,147,000	\$0	\$0	\$5,147,000
5310 (FEPD)	Admin	2016	\$262,000	\$0	\$0	\$262,000
5310 (FEPD)	Admin	2017	\$650,000	\$0	\$0	\$650,000
5310 (FEPD)	Admin	2018	\$650,000	\$0	\$0	\$650,000
5310 (FEPD)	Admin	2019	\$650,000	\$0	\$0	\$650,000
5310 (FEPD)	Admin	2020	\$650,000	\$0	\$0	\$650,000
5310 (FEPD)	Admin	2021	\$650,000	\$0	\$0	\$650,000
5310 (FEPD)	Admin	2022	\$650,000	\$0	\$0	\$650,000
5310 (FEPD)	Admin	2023	\$650,000	\$0	\$0	\$650,000
<b>Totals:</b>			<b>\$9,959,000</b>	<b>\$0</b>	<b>\$0</b>	<b>\$9,959,000</b>

### Project Information

Public Transportation Projects: Sub-Regional. State administration - Elderly and disabled persons (federal PROGRAM). 5310 Grant.

TIP #	TV-4903	Project Types	Administrative, Transit, Public Transportation
MTP #		Regions	
CTP #		Divisions	
Project Length		Counties	
WBS #		Municipalities	
MUNIS Grant #	UED14	Agencies	NCDOT, Statewide

### Project Schedule

Funding Source	Phase	Year	Federal	State	Local	Total
		Prior Years	\$5,147,000	\$0	\$0	\$5,147,000
5310 (FEPD)	Admin	2016	\$262,000	\$0	\$0	\$262,000
5310 (FEPD)	Admin	2017	\$650,000	\$0	\$0	\$650,000
5310 (FEPD)	Admin	2017	\$415,000	\$0	\$0	\$415,000
5310 (FEPD)	Admin	2018	\$650,000	\$0	\$0	\$650,000
5310 (FEPD)	Admin	2019	\$650,000	\$0	\$0	\$650,000
5310 (FEPD)	Admin	2020	\$650,000	\$0	\$0	\$650,000
5310 (FEPD)	Admin	2021	\$650,000	\$0	\$0	\$650,000
5310 (FEPD)	Admin	2022	\$650,000	\$0	\$0	\$650,000
5310 (FEPD)	Admin	2023	\$650,000	\$0	\$0	\$650,000
<b>Totals:</b>			<b>\$10,374,000</b>	<b>\$0</b>	<b>\$0</b>	<b>\$10,374,000</b>

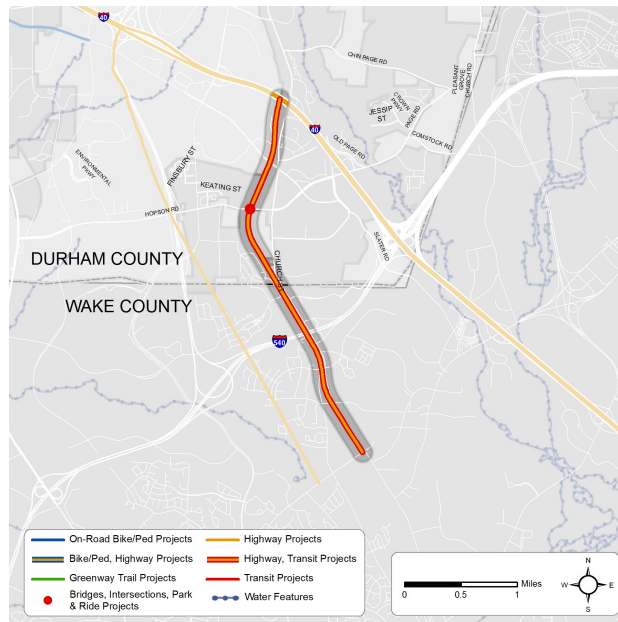
### Project Information

Passenger Rail Project Piedmont Corridor Various Routes and Norfolk Southern Railroad-North Carolina Railroad in Durham and Morrisville, south of I-40 to north of McCrimmon Parkway. Construct a grade separation at SR 1978 (Hopson Rd). Extend Church Street to Hopson Rd. Close Church Street crossing 734 748 m of the Norfolk Southern-North Carolina Railroad, construct a second track, and widen Hopson Road from east of SR 1999 (Davis Drive) to NC 54.

TIP #	U-4716	Project Types	Passenger Rail
MTP #	202	Regions	Region C
CTP #		Divisions	Division 5
Project Length		Counties	
WBS #		Municipalities	
MUNIS Grant #		Agencies	NCDOT, Other

### Project Schedule

Funding Source	Phase	Year	Federal	State	Local	Total
		Prior Years	\$0	\$0	\$0	\$25,751,000
O	Right of Way	Future Unfunded	\$0	\$0	\$0	\$1,126,000
O	Construction	Future Unfunded	\$0	\$0	\$0	\$3,160,000
<b>Totals:</b>			<b>\$0</b>	<b>\$0</b>	<b>\$0</b>	<b>\$30,037,000</b>



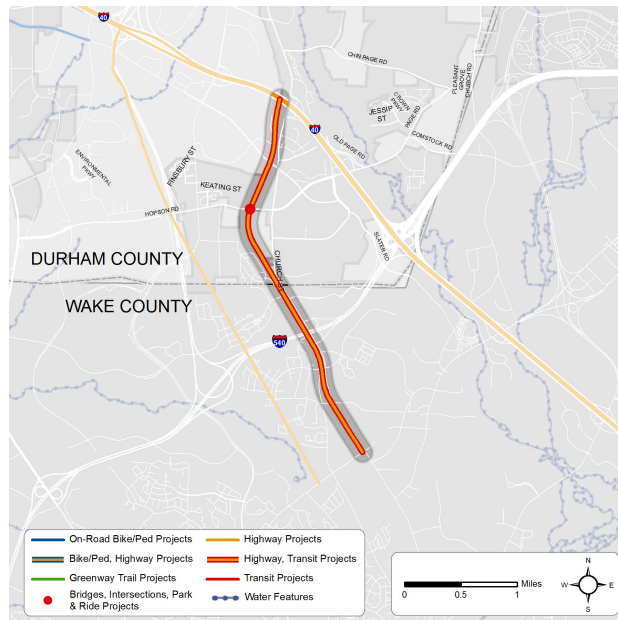
### Project Information

Passenger Rail Project Piedmont Corridor Various Routes and Norfolk Southern Railroad-North Carolina Railroad in Durham and Morrisville, south of I-40 to north of McCrimmon Parkway. Construct a grade separation at SR 1978 (Hopson Rd). Extend Church Street to Hopson Rd. Close Church Street crossing 734 748 m of the Norfolk Southern-North Carolina Railroad, construct a second track, and widen Hopson Road from east of SR 1999 (Davis Drive) to NC 54.

TIP #	U-4716	Project Types	Passenger Rail
MTP #	202	Regions	Region C
CTP #		Divisions	Division 5
Project Length		Counties	
WBS #		Municipalities	
MUNIS Grant #		Agencies	NCDOT, Other

### Project Schedule

Funding Source	Phase	Year	Federal	State	Local	Total
		Prior Years	\$0	\$0	\$0	\$25,751,000
T	Construction	2016	\$0	\$150,000	\$0	\$150,000
T	Right of Way	Future Unfunded	\$0	\$0	\$0	\$1,126,000
T	Construction	Future Unfunded	\$0	\$0	\$0	\$3,160,000
<b>Totals:</b>			<b>\$0</b>	<b>\$150,000</b>	<b>\$0</b>	<b>\$30,187,000</b>



### Project Information

Durham-Chapel Hill-Carrboro (DCHC) MPO. Bicycle, pedestrian, and Transportation Alternatives Program (TAP)-eligible projects construct bike and pedestrian features. Planning, design, right of way, and construction by jurisdictions or agencies in the DCHC MPO area. STP-DA and TAP-DA funding reflects unprogrammed balances, programming subject to MPO approval.

TIP #	U-4726
MTP #	consistent
CTP #	consistent
Project Length	
WBS #	
MUNIS Grant #	

Project Types	Non-Highway Program, Bicycle and Pedestrian Program, Grouping (U-4726)
Regions	Region C, Region D, Region E
Divisions	Division 5, Division 7, Division 8
Counties	Chatham County, Durham County, Orange County
Municipalities	
Agencies	

### Project Schedule

Funding Source	Phase	Year	Federal	State	Local	Total
		Prior Years	\$5,446,600	\$0	\$1,430,400	\$6,877,000
STP-DA	Construction	2016	\$353,000	\$0	\$88,000	\$441,000
TAP-DA	Construction	2016	\$350,000	\$0	\$0	\$350,000
STP-DA	Right of Way	2017	\$48,000	\$0	\$12,000	\$60,000
TAP-DA	Construction	2017	\$350,000	\$0	\$0	\$350,000
TAP-DA	Construction	2018	\$350,000	\$0	\$0	\$350,000
STP-DA	Construction	2018	\$5,272,000	\$0	\$1,838,000	\$7,110,000
TAP-DA	Construction	2019	\$350,000	\$0	\$0	\$350,000
TAP-DA	Construction	2020	\$350,000	\$0	\$0	\$350,000
TAP-DA	Construction	2021	\$350,000	\$0	\$0	\$350,000
TAP-DA	Construction	2022	\$350,000	\$0	\$0	\$350,000
TAP-DA	Construction	2023	\$350,000	\$0	\$0	\$350,000
TAP-DA	Construction	2024	\$350,000	\$0	\$0	\$350,000
TAP-DA	Construction	2025	\$350,000	\$0	\$0	\$350,000
<b>Totals:</b>			<b>\$14,619,600</b>	<b>\$0</b>	<b>\$3,368,400</b>	<b>\$17,988,000</b>



### Project Information

Durham-Chapel Hill-Carrboro (DCHC) MPO. Bicycle, pedestrian, and Transportation Alternatives Program (TAP)-eligible projects construct bike and pedestrian features. Planning, design, right of way, and construction by jurisdictions or agencies in the DCHC MPO area. STP-DA and TAP-DA funding reflects unprogrammed balances, programming subject to MPO approval.

TIP #	U-4726
MTP #	consistent
CTP #	consistent
Project Length	
WBS #	
MUNIS Grant #	

Project Types	Bicycle, Pedestrian, or Trail/Greenway Project, Bicycle and Pedestrian Program, Grouping (U-4726)
Regions	Region C, Region D, Region E
Divisions	Division 5, Division 7, Division 8
Counties	Chatham County, Durham County, Orange County
Municipalities	
Agencies	

### Project Schedule

Funding Source	Phase	Year	Federal	State	Local	Total
		Prior Years	\$5,446,600	\$0	\$1,430,400	\$6,877,000
STP-DA	PE/Design	2016	\$84,104	\$0	\$21,026	\$105,130
TAP-DA	Construction	2016	\$350,000	\$0	\$0	\$350,000
STP-DA	Construction	2016	\$723,184	\$0	\$180,796	\$903,980
STP-DA	Right of Way	2017	\$48,080	\$0	\$12,020	\$60,100
STP-DA	Construction	2017	\$747,136	\$0	\$186,784	\$933,920
TAP-DA	Construction	2017	\$350,000	\$0	\$0	\$350,000
TAP-DA	Construction	2018	\$350,000	\$0	\$0	\$350,000
STP-DA	Construction	2018	\$2,066,903	\$0	\$516,725	\$2,583,628
STP-DA	Construction	2018	\$3,204,976	\$0	\$1,075,411	\$4,280,387
TAP-DA	Construction	2019	\$350,000	\$0	\$0	\$350,000
TAP-DA	Construction	2020	\$350,000	\$0	\$0	\$350,000
TAP-DA	Construction	2021	\$350,000	\$0	\$0	\$350,000
TAP-DA	Construction	2022	\$350,000	\$0	\$0	\$350,000
TAP-DA	Construction	2023	\$350,000	\$0	\$0	\$350,000
TAP-DA	Construction	2024	\$350,000	\$0	\$0	\$350,000
TAP-DA	Construction	2025	\$350,000	\$0	\$0	\$350,000
<b>Totals:</b>			<b>\$15,820,983</b>	<b>\$0</b>	<b>\$3,423,162</b>	<b>\$19,244,145</b>

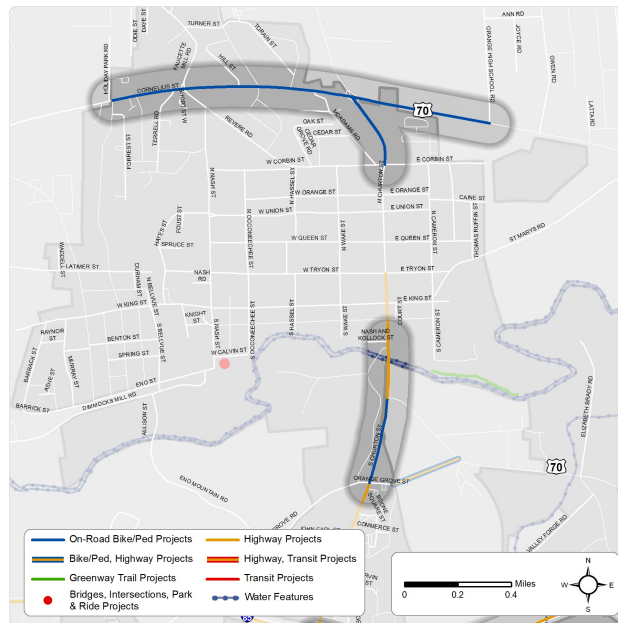
### Project Information

Pedestrian improvements on US 70 from Lakeshore to Orange High School. On North Churton Street from Corbin to US 70. On South Churton Street from Nash/Kollock Street to Orange Grove.

TIP #	U-4726	Project Types	Non-Highway Program, Bicycle and Pedestrian Program, Grouping (U-4726)
MTP #	consistent	Regions	Region D
CTP #	consistent	Divisions	Division 7
Project Length	7.5 miles	Counties	Orange County
WBS #		Municipalities	Town of Hillsborough
MUNIS Grant #	n/a	Agencies	NCDOT

### Project Schedule

Funding Source	Phase	Year	Federal	State	Local	Total
		Prior Years	\$120,000	\$0	\$30,000	\$150,000
<b>Totals:</b>			<b>\$120,000</b>	<b>\$0</b>	<b>\$30,000</b>	<b>\$150,000</b>



Project Information

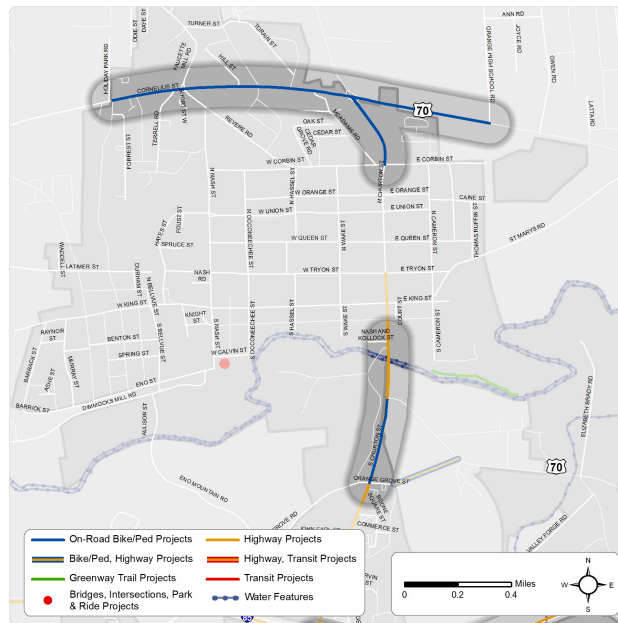
Pedestrian improvements on US 70 from Lakeshore to Orange High School. On North Churton Street from Corbin to US 70. On South Churton Street from Nash/Kollock Street to Orange Grove.

Amendment #3 to the FY2016-2025 TIP canceled this project because this project is being completed under a different project.

TIP #	U-4726	Project Types	Bicycle, Pedestrian, or Trail/Greenway Project, Bicycle and Pedestrian Program, Grouping (U-4726)
MTP #	consistent	Regions	Region D
CTP #	consistent	Divisions	Division 7
Project Length	7.5 miles	Counties	Orange County
WBS #		Municipalities	Town of Hillsborough
MUNIS Grant #		Agencies	NCDOT

Project Schedule

Funding Source	Phase	Year	Federal	State	Local	Total
<b>Totals:</b>			<b>\$0</b>	<b>\$0</b>	<b>\$0</b>	<b>\$0</b>



### Project Information

Construct a multi use path connecting Greensboro and Lloyd Streets, including a railroad crossing.

Amendment #3 to the FY2016-2025 TIP canceled this project because this project is being completed under TIP #C-5605 A.

TIP #	U-4726	Project Types	Bicycle, Pedestrian, or Trail/Greenway Project, Bicycle and Pedestrian Program
MTP #	consistent	Regions	Region D
CTP #	consistent	Divisions	Division 7
Project Length		Counties	Orange County
WBS #		Municipalities	Town of Carrboro
MUNIS Grant #		Agencies	

### Project Schedule

Funding Source	Phase	Year	Federal	State	Local	Total
CMAQ (L)	PE/Design	2017	\$17,064	\$0	\$11,540	\$28,604
CMAQ (L)	Right of Way	2017	\$5,852	\$0	\$3,957	\$9,809
CMAQ (L)	Construction	2018	\$105,494	\$0	\$71,347	\$176,841
<b>Totals:</b>			<b>\$128,410</b>	<b>\$0</b>	<b>\$86,844</b>	<b>\$215,254</b>



### Project Information

Construct a multi use path connecting Greensboro and Lloyd Streets, including a railroad crossing.

Amendment #3 to the FY2016-2025 TIP canceled this project because this project is being completed under TIP #C-5605 A.

TIP #	U-4726	Project Types	Bicycle, Pedestrian, or Trail/Greenway Project, Bicycle and Pedestrian Program
MTP #	consistent	Regions	Region D
CTP #	consistent	Divisions	Division 7
Project Length		Counties	Orange County
WBS #		Municipalities	Town of Carrboro
MUNIS Grant #		Agencies	

### Project Schedule

Funding Source	Phase	Year	Federal	State	Local	Total
CMAQ (L)	PE/Design	2017	\$0	\$0	\$0	\$0
CMAQ (L)	Right of Way	2017	\$0	\$0	\$0	\$0
CMAQ (L)	Construction	2018	\$0	\$0	\$0	\$0
<b>Totals:</b>			<b>\$0</b>	<b>\$0</b>	<b>\$0</b>	<b>\$0</b>



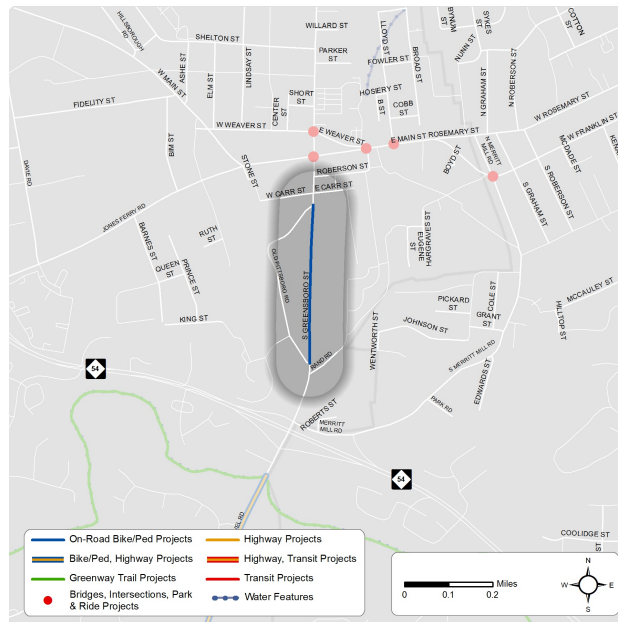
Project Information

From the north end of Old Pittsboro Road to the Public Works Driveway. Construct sidewalk on the west side of the street.

TIP #	U-4726 Dx	Project Types	Bicycle, Pedestrian, or Trail/Greenway Project, Bicycle and Pedestrian Program, Grouping (U-4726)
MTP #	consistent	Regions	Region D
CTP #	consistent	Divisions	Division 7
Project Length	0.36 miles	Counties	Orange County
WBS #		Municipalities	Town of Carrboro
MUNIS Grant #		Agencies	

Project Schedule

Funding Source	Phase	Year	Federal	State	Local	Total
STP-DA	PE/Design	2016	\$84,104	\$0	\$21,026	\$105,130
STP-DA	Construction	2017	\$353,136	\$0	\$88,284	\$441,420
<b>Totals:</b>			<b>\$437,240</b>	<b>\$0</b>	<b>\$109,310</b>	<b>\$546,550</b>



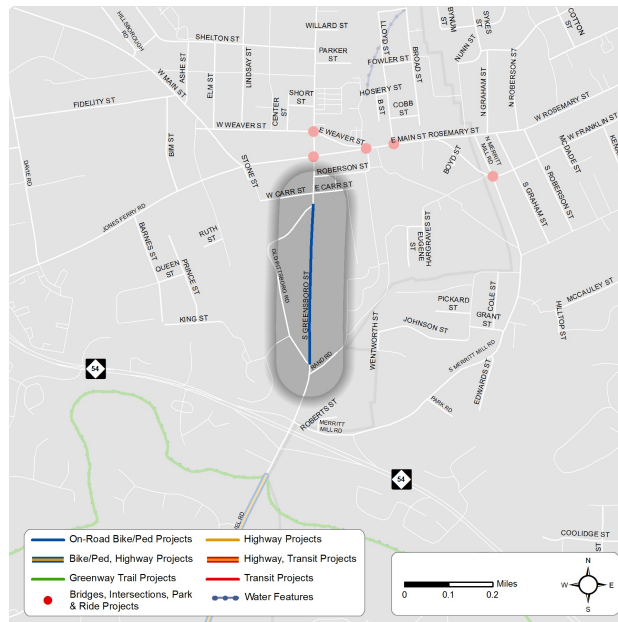
Project Information

From the north end of Old Pittsboro Road to the Public Works Driveway. Construct sidewalk on the west side of the street.

TIP #	U-4726 Dx	Project Types	Bicycle, Pedestrian, or Trail/Greenway Project, Bicycle and Pedestrian Program, Grouping (U-4726)
MTP #	consistent	Regions	Region D
CTP #	consistent	Divisions	Division 7
Project Length	0.36 miles	Counties	Orange County
WBS #		Municipalities	Town of Carrboro
MUNIS Grant #		Agencies	

Project Schedule

Funding Source	Phase	Year	Federal	State	Local	Total
STP-DA	PE/Design	2017	\$84,104	\$0	\$21,026	\$105,130
STP-DA	Construction	2017	\$353,136	\$0	\$88,284	\$441,420
<b>Totals:</b>			<b>\$437,240</b>	<b>\$0</b>	<b>\$109,310</b>	<b>\$546,550</b>



### Project Information

DCHC MPO Planning Allocation and Work Program. This project includes \$233,000 Federal TIGER grant. This project is in progress.

TIP #	U-4727	Project Types	Administrative, Other, UPWP , Urban, Grouping (U-4727)
MTP #		Regions	Region C, Region D, Region E
CTP #		Divisions	Division 5, Division 7, Division 8
Project Length		Counties	Chatham County, Durham County, Orange County
WBS #		Municipalities	Town of Carrboro, Town of Chapel Hill, City of Durham, Town of Hillsborough
MUNIS Grant #		Agencies	Chapel Hill Transit (CHT), GoDurham, Durham Center for Senior Life, Durham County ACCESS, Lead Planning Agency, Orange Public Transit, Triangle J Council of Government, GoTriangle

### Project Schedule

Funding Source	Phase	Year	Federal	State	Local	Total
		Prior Years	\$14,698,000	\$0	\$241,000	\$14,939,000
<b>Totals:</b>			<b>\$14,698,000</b>	<b>\$0</b>	<b>\$241,000</b>	<b>\$14,939,000</b>





### Project Information

DCHC MPO Planning Allocation and Work Program. This project includes \$233,000 Federal TIGER grant. This project is in progress.

TIP #	U-4727
MTP #	
CTP #	
Project Length	
WBS #	
MUNIS Grant #	

Project Types	Administrative, Other, UPWP , Urban, Grouping (U-4727)
Regions	Region C, Region D, Region E
Divisions	Division 5, Division 7, Division 8
Counties	Chatham County, Durham County, Orange County
Municipalities	Town of Carrboro, Town of Chapel Hill, City of Durham, Town of Hillsborough
Agencies	Chapel Hill Transit (CHT), GoDurham, Durham Center for Senior Life, Durham County ACCESS, Lead Planning Agency, Orange Public Transit, Triangle J Council of Government, GoTriangle

### Project Schedule

Funding Source	Phase	Year	Federal	State	Local	Total
		Prior Years	\$14,698,000	\$0	\$241,000	\$14,939,000
STP-DA	Planning	2016	\$1,665,763	\$0	\$416,440	\$2,082,203
5303	Planning	2016	\$136,088	\$0	\$34,022	\$170,110
5303	Planning	2016	\$141,656	\$0	\$35,414	\$177,070
5307-Planning (FUZ)	Planning	2016	\$162,000	\$0	\$40,500	\$202,500
5307-Planning (FUZ)	Planning	2016	\$236,000	\$0	\$59,000	\$295,000
5307-Planning (FUZ)	Planning	2016	\$684,000	\$0	\$171,000	\$855,000
PL	Planning	2016	\$407,090	\$0	\$101,772	\$508,862
STP-DA	Planning	2017	\$1,872,586	\$0	\$468,146	\$2,340,732
5303	Planning	2017	\$137,200	\$0	\$34,300	\$171,500
5303	Planning	2017	\$142,800	\$0	\$35,700	\$178,500
5307-Planning (FUZ)	Planning	2017	\$226,260	\$0	\$56,564	\$282,824
5307-Planning (FUZ)	Planning	2017	\$684,000	\$0	\$171,000	\$855,000
PL	Planning	2017	\$300,000	\$0	\$75,000	\$375,000
<b>Totals:</b>			<b>\$21,493,443</b>	<b>\$0</b>	<b>\$1,939,858</b>	<b>\$23,433,301</b>

### Project Information

DCHC MPO STP-DA Funds - Reserved for future programming.

TIP #	U-5023	Project Types	Urban
MTP #	consistent	Regions	Region C, Region D, Region E
CTP #	consistent	Divisions	Division 5, Division 7, Division 8
Project Length		Counties	Chatham County, Durham County, Orange County
WBS #		Municipalities	
MUNIS Grant #		Agencies	

### Project Schedule

Funding Source	Phase	Year	Federal	State	Local	Total
STP-DA	Construction	2020	\$1,157,000	\$0	\$0	\$1,157,000
STP-DA	Construction	2021	\$4,365,000	\$0	\$0	\$4,365,000
STP-DA	Construction	2022	\$4,365,000	\$0	\$0	\$4,365,000
STP-DA	Construction	2023	\$4,365,000	\$0	\$0	\$4,365,000
STP-DA	Construction	2024	\$4,365,000	\$0	\$0	\$4,365,000
STP-DA	Construction	2025	\$4,365,000	\$0	\$0	\$4,365,000
<b>Totals:</b>			<b>\$22,982,000</b>	<b>\$0</b>	<b>\$0</b>	<b>\$22,982,000</b>



Project Information

DCHC MPO STP-DA Funds - Reserved for future programming.

TIP #	U-5023	Project Types	Urban
MTP #	consistent	Regions	Region C, Region D, Region E
CTP #	consistent	Divisions	Division 5, Division 7, Division 8
Project Length		Counties	Chatham County, Durham County, Orange County
WBS #		Municipalities	
MUNIS Grant #		Agencies	

Project Schedule

Funding Source	Phase	Year	Federal	State	Local	Total
STP-DA	Construction	2020	\$0	\$0	\$0	\$0
STP-DA	Construction	2021	\$434,686	\$0	\$108,671	\$543,357
STP-DA	Construction	2022	\$1,715,000	\$0	\$428,750	\$2,143,750
STP-DA	Construction	2023	\$1,175,569	\$0	\$293,892	\$1,469,461
STP-DA	Construction	2024	\$1,175,569	\$0	\$293,892	\$1,469,461
STP-DA	Construction	2025	\$1,175,569	\$0	\$293,892	\$1,469,461
<b>Totals:</b>			<b>\$5,676,393</b>	<b>\$0</b>	<b>\$1,419,097</b>	<b>\$7,095,490</b>



### Project Information

Variable message signs for traffic management on major corridors in Chapel Hill. Planning, design, right of way, and construction are in progress by the Town of Chapel Hill.

TIP #	U-5543	Project Types	Signal/ITS, Urban
MTP #		Regions	Region D
CTP #		Divisions	Division 7
Project Length		Counties	Orange County
WBS #		Municipalities	Town of Chapel Hill
MUNIS Grant #		Agencies	NCDOT

### Project Schedule

Funding Source	Phase	Year	Federal	State	Local	Total
		Prior Years	\$75,200	\$0	\$18,800	\$94,000
<b>Totals:</b>			<b>\$75,200</b>	<b>\$0</b>	<b>\$18,800</b>	<b>\$94,000</b>



### Project Information

Variable message signs for traffic management on major corridors in Chapel Hill. Planning, design, right of way, and construction are in progress by the Town of Chapel Hill.

TIP #	U-5543	Project Types	Signal/ITS
MTP #	consistent	Regions	Region D
CTP #	consistent	Divisions	Division 7
Project Length		Counties	Orange County
WBS #		Municipalities	Town of Chapel Hill
MUNIS Grant #		Agencies	

### Project Schedule

Funding Source	Phase	Year	Federal	State	Local	Total
STP-DA	PE/Design	2016	\$75,200	\$0	\$18,800	\$94,000
STP-DA	Construction	2017	\$419,000	\$0	\$104,750	\$523,750
<b>Totals:</b>			<b>\$494,200</b>	<b>\$0</b>	<b>\$123,550</b>	<b>\$617,750</b>



Project Information

Signal retiming in various locations around the state to improve safety.

TIP #	W-5700	Project Types	Signal/ITS, Safety
MTP #	consistent	Regions	
CTP #	consistent	Divisions	
Project Length		Counties	
WBS #		Municipalities	
MUNIS Grant #		Agencies	NCDOT, Statewide

Project Schedule

Funding Source	Phase	Year	Federal	State	Local	Total
<b>Totals:</b>			<b>\$0</b>	<b>\$0</b>	<b>\$0</b>	<b>\$0</b>



## Project Information

Signal retiming in various locations to improve safety.

TIP #	W-5700DIV	Project Types	Signal/ITS, Safety
MTP #	consistent	Regions	
CTP #	consistent	Divisions	
Project Length		Counties	
WBS #		Municipalities	
MUNIS Grant #		Agencies	NCDOT, Statewide

## Project Schedule

Funding Source	Phase	Year	Federal	State	Local	Total
HSIP	Construction	2016	\$540,000	\$60,000	\$0	\$600,000
HSIP	Construction	2017	\$405,000	\$45,000	\$0	\$450,000
HSIP	Construction	2018	\$405,000	\$45,000	\$0	\$450,000
HSIP	Construction	2019	\$405,000	\$45,000	\$0	\$450,000
HSIP	Construction	2020	\$405,000	\$45,000	\$0	\$450,000
HSIP	Construction	2021	\$405,000	\$45,000	\$0	\$450,000
<b>Totals:</b>			<b>\$2,565,000</b>	<b>\$285,000</b>	<b>\$0</b>	<b>\$2,850,000</b>



## Project Information

Signal retiming at various locations around the state to improve safety.

TIP #	W-5700REG	Project Types	Signal/ITS, Safety
MTP #	consistent	Regions	
CTP #	consistent	Divisions	
Project Length		Counties	
WBS #		Municipalities	
MUNIS Grant #		Agencies	NCDOT, Statewide

## Project Schedule

Funding Source	Phase	Year	Federal	State	Local	Total
HSIP	Construction	2016	\$540,000	\$60,000	\$0	\$600,000
HSIP	Construction	2017	\$405,000	\$45,000	\$0	\$450,000
HSIP	Construction	2018	\$405,000	\$45,000	\$0	\$450,000
HSIP	Construction	2019	\$405,000	\$45,000	\$0	\$450,000
HSIP	Construction	2020	\$405,000	\$45,000	\$0	\$450,000
HSIP	Construction	2021	\$405,000	\$45,000	\$0	\$450,000
<b>Totals:</b>			<b>\$2,565,000</b>	<b>\$285,000</b>	<b>\$0</b>	<b>\$2,850,000</b>





## Project Information

Signal retiming at various locations around the state to improve safety.

TIP #	W-5700SW	Project Types	Signal/ITS, Safety
MTP #	consistent	Regions	
CTP #	consistent	Divisions	
Project Length		Counties	
WBS #		Municipalities	
MUNIS Grant #		Agencies	NCDOT, Statewide

## Project Schedule

Funding Source	Phase	Year	Federal	State	Local	Total
HSIP	Construction	2016	\$720,000	\$80,000	\$0	\$800,000
HSIP	Construction	2017	\$540,000	\$60,000	\$0	\$600,000
HSIP	Construction	2018	\$540,000	\$60,000	\$0	\$600,000
HSIP	Construction	2019	\$540,000	\$60,000	\$0	\$600,000
HSIP	Construction	2020	\$540,000	\$60,000	\$0	\$600,000
HSIP	Construction	2021	\$540,000	\$60,000	\$0	\$600,000
<b>Totals:</b>			<b>\$3,420,000</b>	<b>\$380,000</b>	<b>\$0</b>	<b>\$3,800,000</b>



### Project Information

Highway-rail grade crossing safety improvements at various locations statewide.

TIP #	Z-5400DIV	Project Types	Safety, Passenger Rail
MTP #	consistent	Regions	
CTP #	consistent	Divisions	
Project Length		Counties	
WBS #		Municipalities	
MUNIS Grant #		Agencies	NCDOT, Statewide

### Project Schedule

Funding Source	Phase	Year	Federal	State	Local	Total
RR	Right of Way	2016	\$120,000	\$30,000	\$0	\$150,000
RR	Construction	2016	\$720,000	\$180,000	\$0	\$900,000
RR	Right of Way	2017	\$120,000	\$30,000	\$0	\$150,000
RR	Construction	2017	\$720,000	\$180,000	\$0	\$900,000
<b>Totals:</b>			<b>\$1,680,000</b>	<b>\$420,000</b>	<b>\$0</b>	<b>\$2,100,000</b>



Project Information

Highway-rail grade crossing safety improvements at various locations statewide.

TIP #	Z-5400REG	Project Types	Safety, Passenger Rail
MTP #	consistent	Regions	
CTP #	consistent	Divisions	
Project Length		Counties	
WBS #		Municipalities	
MUNIS Grant #		Agencies	NCDOT, Statewide

Project Schedule

Funding Source	Phase	Year	Federal	State	Local	Total
RR	Right of Way	2016	\$120,000	\$30,000	\$0	\$150,000
RR	Construction	2016	\$720,000	\$180,000	\$0	\$900,000
RR	Right of Way	2017	\$120,000	\$30,000	\$0	\$150,000
RR	Construction	2017	\$720,000	\$180,000	\$0	\$900,000
<b>Totals:</b>			<b>\$1,680,000</b>	<b>\$420,000</b>	<b>\$0</b>	<b>\$2,100,000</b>



Project Information

Highway-rail grade crossing safety improvements at various locations statewide.

TIP #	Z-5400SW	Project Types	Safety, Passenger Rail
MTP #	consistent	Regions	
CTP #	consistent	Divisions	
Project Length		Counties	
WBS #		Municipalities	
MUNIS Grant #		Agencies	NCDOT, Statewide

Project Schedule

Funding Source	Phase	Year	Federal	State	Local	Total
RR	Right of Way	2016	\$160,000	\$40,000	\$0	\$200,000
RR	Construction	2016	\$960,000	\$240,000	\$0	\$1,200,000
RR	Right of Way	2017	\$160,000	\$40,000	\$0	\$200,000
RR	Construction	2017	\$960,000	\$240,000	\$0	\$1,200,000
<b>Totals:</b>			<b>\$2,240,000</b>	<b>\$560,000</b>	<b>\$0</b>	<b>\$2,800,000</b>



## Project Information

Highway-Rail Grade Crossing Safety Improvements. New project programmed into the FY2016-2025 STIP at request of Rail Division.

TIP #	Z-5700	Project Types	Safety
MTP #	consistent	Regions	
CTP #	consistent	Divisions	
Project Length		Counties	
WBS #		Municipalities	
MUNIS Grant #		Agencies	NCDOT, Statewide

## Project Schedule

Funding Source	Phase	Year	Federal	State	Local	Total
<b>Totals:</b>			<b>\$0</b>	<b>\$0</b>	<b>\$0</b>	<b>\$0</b>



Project Information

Highway-Rail Grade Crossing Safety Improvements at various locations. New project programmed into the FY2016-2025 STIP at request of NCDOT Rail Division.

TIP #	Z-5700DIV	Project Types	Safety
MTP #	consistent	Regions	
CTP #	consistent	Divisions	
Project Length		Counties	
WBS #		Municipalities	
MUNIS Grant #		Agencies	NCDOT, Statewide

Project Schedule

Funding Source	Phase	Year	Federal	State	Local	Total
RR	Right of Way	2017	\$120,000	\$30,000	\$0	\$150,000
RR	Construction	2017	\$720,000	\$180,000	\$0	\$900,000
RR	Right of Way	2018	\$120,000	\$30,000	\$0	\$150,000
RR	Construction	2018	\$720,000	\$180,000	\$0	\$900,000
RR	Right of Way	2019	\$120,000	\$30,000	\$0	\$150,000
RR	Construction	2019	\$720,000	\$180,000	\$0	\$900,000
<b>Totals:</b>			<b>\$2,520,000</b>	<b>\$630,000</b>	<b>\$0</b>	<b>\$3,150,000</b>



Project Information

Highway-Rail Grade Crossing Safety Improvements at various locations. New project programmed at the request of the NCDOT Rail Division.

TIP #	Z-5700REG	Project Types	Safety
MTP #	consistent	Regions	
CTP #	consistent	Divisions	
Project Length		Counties	
WBS #		Municipalities	
MUNIS Grant #		Agencies	NCDOT, Statewide

Project Schedule

Funding Source	Phase	Year	Federal	State	Local	Total
RR	Right of Way	2017	\$120,000	\$30,000	\$0	\$150,000
RR	Right of Way	2018	\$120,000	\$30,000	\$0	\$150,000
<b>Totals:</b>			<b>\$240,000</b>	<b>\$60,000</b>	<b>\$0</b>	<b>\$300,000</b>



### Project Information

Highway-rail grade crossing safety improvements at various locations statewide.

TIP #	Z-5700SW	Project Types	Safety
MTP #	consistent	Regions	
CTP #	consistent	Divisions	
Project Length		Counties	
WBS #		Municipalities	
MUNIS Grant #		Agencies	NCDOT, Statewide

### Project Schedule

Funding Source	Phase	Year	Federal	State	Local	Total
RR	Right of Way	2017	\$160,000	\$40,000	\$0	\$200,000
RR	Construction	2017	\$960,000	\$240,000	\$0	\$1,200,000
RR	Right of Way	2018	\$160,000	\$40,000	\$0	\$200,000
RR	Construction	2018	\$960,000	\$240,000	\$0	\$1,200,000
RR	Right of Way	2019	\$160,000	\$40,000	\$0	\$200,000
RR	Construction	2019	\$960,000	\$240,000	\$0	\$1,200,000
<b>Totals:</b>			<b>\$3,360,000</b>	<b>\$840,000</b>	<b>\$0</b>	<b>\$4,200,000</b>





Project Information

Highway-rail grade crossing safety improvements at various locations statewide. New project programmed at request of NCDOT Rail Division.

TIP #	Z-5800	Project Types	Safety
MTP #	consistent	Regions	
CTP #	consistent	Divisions	
Project Length		Counties	
WBS #		Municipalities	
MUNIS Grant #		Agencies	NCDOT, Statewide

Project Schedule

Funding Source	Phase	Year	Federal	State	Local	Total
<b>Totals:</b>			<b>\$0</b>	<b>\$0</b>	<b>\$0</b>	<b>\$0</b>



Project Information

Highway-rail grade crossing safety improvements at various locations statewide. New project programmed at the request of NCDOT Rail Division.

TIP #	Z-5800DIV	Project Types	Safety
MTP #	consistent	Regions	
CTP #	consistent	Divisions	
Project Length		Counties	
WBS #		Municipalities	
MUNIS Grant #		Agencies	NCDOT, Statewide

Project Schedule

Funding Source	Phase	Year	Federal	State	Local	Total
RR	Right of Way	2019	\$120,000	\$30,000	\$0	\$150,000
RR	Construction	2019	\$720,000	\$180,000	\$0	\$900,000
RR	Right of Way	2020	\$120,000	\$30,000	\$0	\$150,000
RR	Construction	2020	\$720,000	\$180,000	\$0	\$900,000
RR	Right of Way	2021	\$120,000	\$30,000	\$0	\$150,000
RR	Construction	2021	\$720,000	\$180,000	\$0	\$900,000
<b>Totals:</b>			<b>\$2,520,000</b>	<b>\$630,000</b>	<b>\$0</b>	<b>\$3,150,000</b>



### Project Information

Highway-rail grade crossing safety improvements at various locations statewide. New project programmed at the request of NCDOT Rail Division.

TIP #	Z-5800REG	Project Types	Safety
MTP #	consistent	Regions	
CTP #	consistent	Divisions	
Project Length		Counties	
WBS #		Municipalities	
MUNIS Grant #		Agencies	NCDOT, Statewide

### Project Schedule

Funding Source	Phase	Year	Federal	State	Local	Total
RR	Right of Way	2019	\$120,000	\$30,000	\$0	\$150,000
RR	Construction	2019	\$720,000	\$180,000	\$0	\$900,000
RR	Right of Way	2020	\$120,000	\$30,000	\$0	\$150,000
RR	Construction	2020	\$720,000	\$180,000	\$0	\$900,000
RR	Right of Way	2021	\$120,000	\$30,000	\$0	\$150,000
RR	Construction	2021	\$720,000	\$180,000	\$0	\$900,000
<b>Totals:</b>			<b>\$2,520,000</b>	<b>\$630,000</b>	<b>\$0</b>	<b>\$3,150,000</b>



### Project Information

Highway-rail grade crossing safety improvements at various locations statewide. New project programmed at the request of NCDOT Rail Division.

TIP #	Z-5800SW	Project Types	Safety
MTP #	consistent	Regions	
CTP #	consistent	Divisions	
Project Length		Counties	
WBS #		Municipalities	
MUNIS Grant #		Agencies	NCDOT, Statewide

### Project Schedule

Funding Source	Phase	Year	Federal	State	Local	Total
RR	Right of Way	2019	\$160,000	\$40,000	\$0	\$200,000
RR	Construction	2019	\$960,000	\$240,000	\$0	\$1,200,000
RR	Right of Way	2020	\$160,000	\$40,000	\$0	\$200,000
RR	Construction	2020	\$960,000	\$240,000	\$0	\$1,200,000
RR	Right of Way	2021	\$160,000	\$40,000	\$0	\$200,000
RR	Construction	2021	\$960,000	\$240,000	\$0	\$1,200,000
<b>Totals:</b>			<b>\$3,360,000</b>	<b>\$840,000</b>	<b>\$0</b>	<b>\$4,200,000</b>

