

GoDurham Highlights

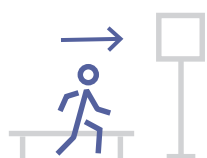
TRIANGLE REGIONAL TRANSIT SURVEY 2023

GoDurham coordinated with other transit agencies in the Triangle to conduct a survey in Fall 2023 to collect data on demographics and trip characteristics for bus riders throughout Wake, Orange, and Durham Counties.

The survey results will help GoDurham and other agencies identify needs and plan for improvements in regional transit service delivery. Survey results will inform local transit plans, development of future rail and bus rapid transit corridors, and regional travel demand modeling and multimodal transportation plans.



KEY STATS & FACTS



97%

walk to the bus stop
from their origin



98%

walk from the bus
to their destination

In-system transfers



43% of riders transfer buses

4% make 2 or more bus transfers

17% of riders surveyed | 19 routes surveyed

2,819 surveys completed

ORIGINS & DESTINATIONS

Home



47%

41%

Workplace



20%

19%

Shopping



11%

11%

Social Visit



4%

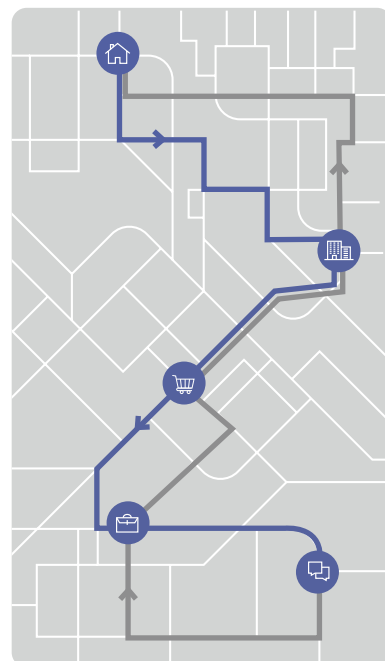
7%

Personal Business



5%

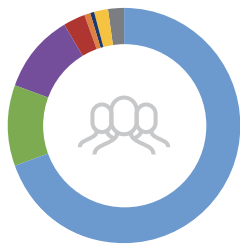
6%



● Origin

● Destination

RIDER CHARACTERISTICS



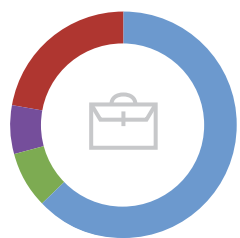
Race and ethnicity

Black / African American	70%
White	11%
Hispanic/Latino	11%
Asian	3%
American Indian / Alaska Native	1%
Native Hawaiian / Pacific Islander	<1%
Two or more races	2%
Prefer not to say	2%



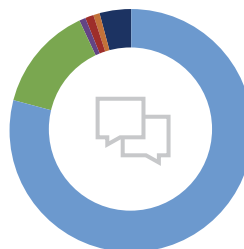
Number of people in household

One	27%
Two	21%
Three	18%
Four	16%
Five	9%
Six or more	8%



Most riders are employed and/or students

Employed	63%
Student	8%
Employed Student	7%
Non-worker or Student	22%




Languages riders speak at home

English	80%
Spanish	14%
Arabic	1%
French	1%
Chinese	1%
Other	4%




44% of transit riders have used rideshare services (such as Uber or Lyft) in the past 30 days.



3 or more	29%	1 time	5%
2 times	10%	Not at all	56%



Few transit riders used bike share or scooter share in the past 30 days.



3+ days per week	1%	< 1 per month	3%
1-2 days per week	1%	Not at all	95%
1-2 per month	1%		

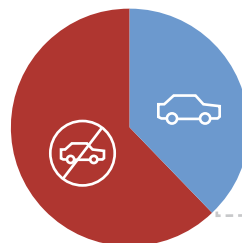


31% of all riders have a valid drivers license



39% of all riders earn less than \$25,000

62% live in a household with no vehicle



38%

live in a household with one or more vehicles

within that 38% we asked...

Could you have used one of these vehicles to complete this trip?

Yes **36%** No **64%**